

R&R

RECOGNIZE & REWARD


*We apologize for missing any important news – please email updates to [Jennifer Fischahs](mailto:jfischahs@arizona.edu)

DECEMBER 17, 2019*



COLLEGE OF MEDICINE TUCSON
Medical Imaging

NEW FACULTY



Lidia Nagae, MD, PhD
Neuroradiology Division




Mihai Iancu, MD
ED Service



Penelope Thomas, MD
Neuroradiology Division

PER-DIEM PHYSICIANS




Ayad Agha, DO

Abdominal Division



Annemarie Buadu, MD, MBBS

Abdominal Division



John Hur, MD

Abdominal Division



Daniel McArthur, MD

Abdominal Division



Amy Tempkin, MD

Breast Division

R & R



COLLEGE OF MEDICINE TUCSON
Medical Imaging

CONGRATULATIONS

Dr. Schmit has been promoted to *Clinical Associate Professor* effective 01-01-20



Dr. Berndt Schmit

Chief, ED Service

NEW GRANT AWARD

Maria Altbach, PhD, and **Diego Martin**, MD, PhD, are the Principal Investigators of a **\$2,154,289** NIH/NCI grant award

- 5-year academic-industrial partnership
- MRI technology development for detection and characterization of small liver tumors
- Co-investigators include: Ali Bilgin, PhD (BME, ECE), Hina Arif, MD (DMI), Kevin Johnson, BA (DMI), Denise Roe, DrPH (AZCC), Vibhas Desphande, PhD (Siemens MRI Group – West) and Boris Mailhé, PhD (Siemens AI Group – Princeton)



Dr. Maria Altbach



Dr. Diego Martin

NEW GRANT AWARD

Russell Witte, PhD is the Principal Investigator of a **\$428,307** NIMH/NIBIB grant award


The 1-year grant is entitled “*4D Transcranial Acoustoelectric Imaging for High Resolution Functional Mapping of Neuronal Currents*”

The work is being carried out by collaborators Jennifer Becker (Medical Imaging), Nan-kuei Chen (Biomedical Engineering), Martin Weinand (Surgery), Stephen Cowen (Psychology), Kati Gothard (Neurology) and Ying-hui Chou (Psychology)



Dr. Russell Witte

AZ DAILY STAR FEATURES DR. WITTE'S COMPANY, ELECTROSONIX




Dr. Russell Witte with Alex Alvarez (left)



Dr. Witte monitors an optimization experiment

Electrosonix, LLC is a local spinoff company founded by Dr. Witte in 2016 to develop acoustoelectric imaging technology

 **Tucson Tech: UA startup perfecting new imaging tool to guide heart treatments**

by David Wichner
photos by Josh Galemor/AZ Daily Star

R & R



COLLEGE OF MEDICINE TUCSON
Medical Imaging

GRAND ROUNDS PRESENTATION

December 4, 2019

“MRI of the
Thalamic Nuclei:
Methods and
Applications”
-presented by
Dr. Saranathan



Dr. Manoj Saranathan



Dr. Altbach poses a question



Dr. Saranathan pauses for audience participation



Dr. Saranathan demonstrates mapping of thalamic nuclei

R & R



COLLEGE OF MEDICINE TUCSON
Medical Imaging

CONGRATULATIONS

INTERVENTIONAL RADIOLOGY (IR) TEAM

The Penumbra pilot study was successfully concluded. The IR team's efforts in the Extract-PE Trial helped with the final determination that the Indigo System[®] is safe and effective for the treatment of acute pulmonary embolism (PE)



IR Team: Dr. McGregor, Dr. Patel, Dr. Hennemeyer, Dr. Woodhead

CONGRATULATIONS

INTERVENTIONAL RADIOLOGY-INTEGRATED ANNUAL INSTITUTIONAL REVIEW RESULTS

★ **PROGRAM IN GOOD STANDING**

Program: INTERVENTIONAL RADIOLOGY-Integrated		
Program Director: Charles Hennemeyer, MD	Program Manager: Nilu Dorschner, TAGME	Department Chair: Janet Durham, MD
Associate Program Director(s): Gregory Woodhead, MD		
Program Length: 5 years	Prior Training Required: Yes	
# Approved Positions: 5	# Filled Positions: 2	# Temporary Positions: N/A
Primary Teaching Site: <ul style="list-style-type: none">Banner University Medical Center-Tucson	Required Participating Sites: <ul style="list-style-type: none">Banner University Medical Center-SouthSouthern AZ Veterans Admin Medical Center	Program Letters of Agreement (PLA): <u>Need revision</u>



RSNA 2019

Gokhan Kuyumcu
attended RSNA
and the ITAR
program



Gokhan Kuyumcu, 2nd year Resident



Gokhan Kuyumcu with Shahad Al Bayati at RSNA 2019

THANK YOU, FACULTY!

Thank you for all of the countless hours you put in. Thank you for your hard work and for your dedication to the patients and to the department.

Have a peaceful holiday season and a wonderful new year.



THANK YOU TO OUR RESEARCH DIVISION



R & R



COLLEGE OF MEDICINE TUCSON
Medical Imaging

THANK YOU TO OUR FACULTY



IR team members: Drs. McGregor, Patel, Hennemeyer & Woodhead



MSK team members: Drs. McCurdy, Chadaz & Lee

THANK YOU TO OUR FACULTY



Dr. Winegar following his Grand Rounds presentation pauses for a photo with Miguel Craig, R3



Dr. Gilbertson, Dr. Palacio, Dr. Taljanovic and Dr. Morello at Dr. T's farewell celebration



Dr. Hershman in the Cardiothoracic reading room



Pictured left to right:
Dr. Neufeld, Dr. Kubal
and Dr. Ovitt

R & R




COLLEGE OF MEDICINE TUCSON
Medical Imaging

THANK YOU TO OUR FACULTY



Top: Dr. Moreello, providing a Resident lecture



Right: Dr. Desoky reviews a case with a Resident



Top: Dr. Palacio discusses a case for medical students (not pictured)

Left: Dr. Patel reviews a case with Residents and a Fellow

THANK YOU TO OUR FACULTY



Dr. Schmit reviews a study with Residents



Dr. Becker in the former reading room



Dr. Kuo outside of BUMC-N



Dr. Bennett in the former reading room



Dr. Zhu with a "patient" in Nuclear Medicine

R & R



COLLEGE OF MEDICINE TUCSON
Medical Imaging

THANK YOU TO OUR FACULTY



Dr. Kim Fitzpatrick, Breast Imaging Division-Chief



Dr. Kavitha Yaddanapudi, Cardiothoracic Division




Dr. Hina Arif-Tiwari, Abdominal Division-Chief

R & R



COLLEGE OF MEDICINE TUCSON
Medical Imaging

THANK YOU TO OUR FACULTY



Dr. Zhu discusses a case with Grace Renshaw, R2 and Gabriel Duhancioglu, R1




Dr. Udayasankar discusses his Grand Rounds presentation



Dr. Carmody, Dr. Morello, Dr. Udayasankar and Dr. Capp working during the walk to the New Tower

THANK YOU TO OUR FELLOWS



Christopher Harms, VIR Fellow



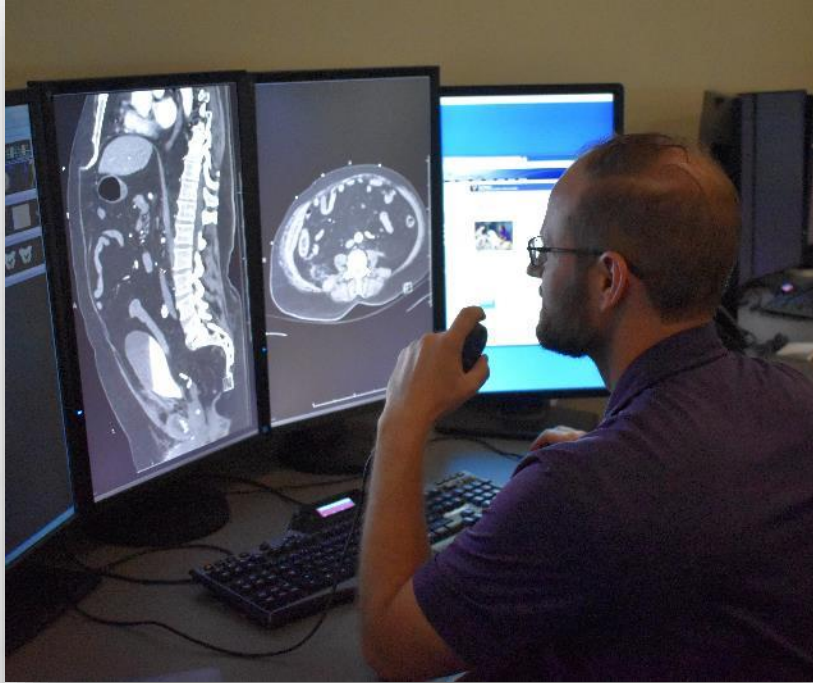
Matthew Kay, PET/CT Fellow in the Nuclear Medicine reading room

R & R



COLLEGE OF MEDICINE TUCSON
Medical Imaging

THANK YOU TO OUR FELLOWS & RESIDENTS



Abdominal Fellow Corey Spicer reads a report



Shahad Al Bayati, R3 with Usha Jayagurunathan, Cardiothoracic Fellow and Chief Resident Lea MacKinnon



Irina Sadovnikov, R1 in the Cardiothoracic reading room

R & R



COLLEGE OF MEDICINE TUCSON
Medical Imaging

THANK YOU TO OUR RESIDENTS



2019-2020 Residents following a noon lecture



Marcus Carr, R3, Christopher Brunson, IR Resident, Gabriel Duhancioglu R1 & Yuzhou Liu, R1




Miguel Craig, 3rd year Resident

R & R



COLLEGE OF MEDICINE TUCSON
Medical Imaging

THANKS FOR ALL YOU DO



Rosie always greets everyone with a warm smile. The patients and the IR team appreciate her hard work and dedication.



Tran takes pride in safety and quality in the Nuclear Medicine division.