

R&R

RECOGNIZE & REWARD



Announcements?
contact

[Jennifer Fischahs](#)



DECEMBER 23, 2020



Banner
University Medical Center
Tucson




COLLEGE OF MEDICINE TUCSON
Medical Imaging

NEW GRANT

Dr. Russell Witte has been awarded **\$3,434,477** from the National Institute of Biomedical Imaging and Bioengineering to develop the first safe, real-time and high-resolution system for mapping electricity in the human brain. The Transcranial Acoustoelectric Brain Imaging (tABI) that will be developed by Dr. Witte's team aims at transforming our understanding of normal brain function and help diagnose, monitor, and treat a wide variety of neurologic, psychiatric, and behavioral disorders.

Learn more [here](#)

Congratulations, Dr. Witte!



Russell Witte, PhD

Professor, Medical Imaging,
Optical Sciences, Neurosurgery,
Applied Mathematics – GIDP and
Neuroscience - GIDP

CONGRATULATIONS

The University of Arizona Cancer Center's Molecular Tumor Board is highlighted in a recent [news release](#). The multidisciplinary team offers personalized medicine based on genetic profiling for which Imaging plays a vital role.




Hina Arif-Tiwari, MD

Vice Chair and Associate Professor, Medical Imaging
Molecular Tumor Board Member

CONGRATULATIONS



Dr. McCurdy was chosen to participate in COMPAS, the College of Medicine Peer Advancement Societies. The six-month peer mentoring program begins in January 2021.



Wendy McCurdy, MD
Acting Chief, Musculoskeletal Division

RETIREMENT CONGRATULATIONS

Dr. Theron Ovitt retired from the University of Arizona after 46 years of service.

Dr. Ovitt lead the department as Chair of Radiology from 1993-2005. Since that time, he has been a vital contributor to Cardiothoracic Division, and he continues to provide his expertise to the Department.

Thank you, Dr. Ovitt!



Dr. and Mrs. Theron Ovitt

CONGRATULATIONS



Kurt and Regine exchange rings

Dr. Terry Matsunaga,
his wife Susie, and
oldest son, Kevin,
celebrated the
marriage of their son
Kurt to nine-year
sweetheart Regine
November 24th



The Matsunaga Family: Kevin, Regine, Kurt, Susie and Terry

RETIREMENT CONGRATULATIONS



Laurie Shapiro
Executive Assistant,
Medical Imaging

Laurie Shapiro announced her retirement from the University of Arizona after 38 years of service. Beginning February 1, she will graciously continue her service to Medical Imaging by being “on call” for coverage and training of personnel.

Laurie’s contributions have been invaluable. We will miss her warmth, generous smile and incredible sense of humor.



DMI RESEARCH WORKSHOP

December 10, 2020


Pictured below are a few of the presenters during the Zoom workshop. Miss the meeting? View a recording [here](#).



RLI PODCAST

“Taking the Lead” a podcast hosted by Dr. Rubin, has concluded two insightful years of streaming. An inspiring leader himself, Dr. Rubin delves into advice and lessons learned from leaders in Radiology from all over the world.

Explore [here](#)



Geoffrey Rubin, MD, MBA, FACR
Chair and Professor, Medical Imaging



BUMC-T


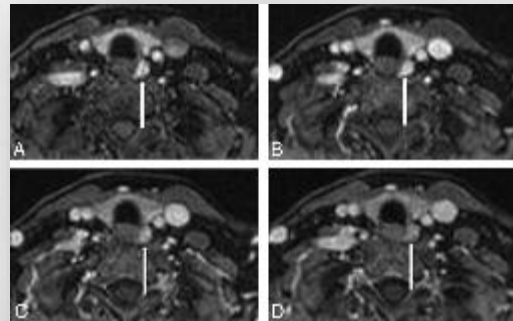
Congratulations to the Banner University Medicine December “**BE**” Award Winner, Nydia Borjon! She was nominated for going above and beyond and working hard to keep our teams and patients safe.



Pictured Center: Clinic Winner, Nydia Borjon,
Medical Imaging Supervisor

PUBLICATION

- ▶ **4D-Dynamic** Contrast-Enhanced MRI for Preoperative Localization in Patients with Primary Hyperparathyroidism




Jennifer Becker, MD


PUBLICATIONS

- ▶ [Investigation of Axial and Angular Sampling in Multi-Detector Pinhole-SPECT Brain Imaging](#)
- ▶ [Improved Performance of a Multi-Pinhole SPECT for DAT Imaging by Increasing Number of Pinholes at the Expense of Increased Multiplexing](#)

IEEE Xplore®



Lars Furenlid, PhD



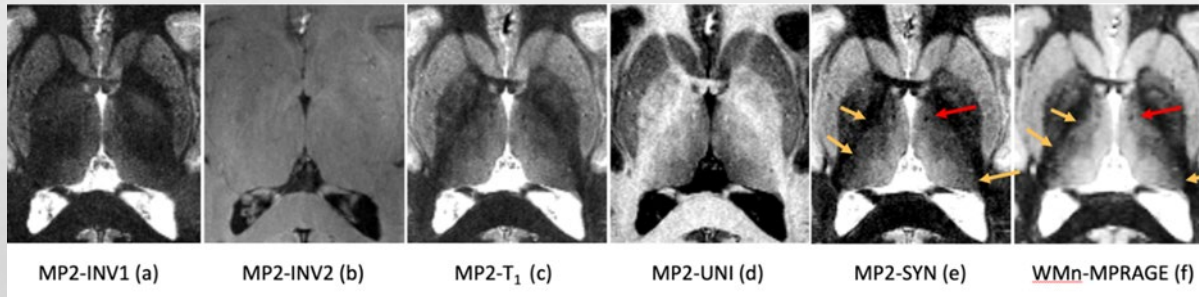
Phil Kuo, MD, PhD

PUBLICATIONS


- ▶ [Improved Vim targeting](#) for focused ultrasound ablation treatment of essential tremor: A probabilistic and patient-specific approach
- ▶ [Safety Profile of Infinity Deep Brain Stimulation](#) Electrode Placement in a 1.5T Interventional MRI Suite: Consecutive Single-Institution Case Series
- ▶ [Fast automatic segmentation](#) of thalamic nuclei from MP2RAGE acquisition at 7 Tesla



Manoj Saranathan, PhD



PUBLICATIONS



Andrew Karellas,
PhD, DABR,
FAAPM, FACR




Srinivas Vedantham,
PhD, DABR,
FAAPM



Andy Tseng,
PhD

- ▶ Z Fu, HW Tseng, S Vedantham, A Karellas, A Bilgin. [A residual dense network assisted sparse view reconstruction for breast computed tomography](#). Nature Scientific Reports 10 (1), 1-16, 2020.
- ▶ HW Tseng, A Karellas, S Vedantham. [Sparse-view, short-scan, dedicated cone-beam breast computed tomography: image quality assessment](#). Biomedical Physics & Engineering Express 6 (6), 065015, 2020.
- ▶ J Liao, S Vedantham, H. Babiker, T McGlothlin, DR Martin. [Quantitative metric for assessment of pancreatic ductal adenocarcinoma treatment response in T1-weighted gadolinium-enhanced magnetic resonance imaging](#). Annals Of Pancreatic Cancer, 3. doi:10.21037/apc-20-25, 2020.

FROM OUR CHAIR



Geoffrey Rubin, MD, MBA, FACR

Happy Holidays

The past year will be memorable for many reasons, but amongst unprecedented challenges, the warm welcome that I received when joining our department stands out for me. As we turn the page on 2020, I wish you and your families a joyous holiday season, good health, and happiness in the upcoming year.



Geoff Rubin, MD, MBA, FACR
Chair and Professor



THE UNIVERSITY OF ARIZONA
COLLEGE OF MEDICINE TUCSON
Medical Imaging

