




Announcements?
[Jennifer Fischahs](#)



R&R

RECOGNIZE & REWARD

FEBRUARY 2022

IN MEMORIAM

Theron W. Ovitt, MD

April 7, 1939 – February 22, 2022

After earning his Medical Degree from Marquette University, Dr. Theron Ovitt completed a Radiology Residency at University of Minnesota, followed by a 2-year fellowship in cardiovascular radiology.

Dr. Ovitt joined the University of Arizona as an Assistant Professor in the Department of Radiology in 1974 and went on to serve as Chair from 1993 - 2005.

Dr. Ovitt retired from UArizona in 2020, celebrating 46 years of service. He was honored both as a Fellow of the American College of Radiology, and elected member of the Alpha Omega Alpha Honor Medical Society and remained a vital contributor to the Cardiothoracic Imaging Division.

We will always remember our valued colleague and friend for his vital contributions and countless acts of kindness and generosity.



Clockwise from top: Dr. Ovitt, Dr. Ovitt and his wife Judy in 2017, Terry and Judy at ARRS in 2011, Dr. Ovitt while Chair of Radiology in 2005

WELCOME BACK!

JACK HANNALLAH, MD, MPH, MBA



- ▶ Assistant Professor, Interventional Radiology
- ▶ Medical Doctorate, Masters of Public Health, Masters of Business Administration
University of Arizona
- ▶ Radiology Residency, VIR Fellowship
University of Arizona-Banner University Medical Center

WELCOME

We are pleased announce that [Claudia Duran](#) joined the administrative team as Senior Business Manager on February 7th

[Colleen Bell](#) joined DMI on February 21st as Executive Assistant working directly with Chair, Dr. Geoffrey Rubin

Please join us in welcoming the newest staff members



Claudia Duran, MLS
Business Manager, Senior



Colleen Bell
Executive Assistant

JOB CHANGES

New Titles & Roles!

Congratulations to [Tammie Anderson](#) having been promoted to *Financial Analyst*

You can find her located in the administrative offices, HSIB 42

[Jennifer Fischahs](#) is realigned as Program Manager and looks forward to continued planning in the Department of Medical Imaging



Tammie Anderson



Jennifer Fischahs, MAT

CONTRIBUTIONS TO EXCELLENCE



Sarah Desoky, MD

Dr. Sarah Desoky has been invited to share her expertise by participating on a third ACR Collaborative committee:


- ▶ *ACR-SABI-MR-SPR-STR Practice Parameter for the Performance of Thoracic Computed Tomography (CT)*

Dr. Desoky is a currently invited contributor to


- ▶ *ACR-SPR-STR Practice Parameter for the Performance of Chest Radiography*
- ▶ *ACR-SPR-STR Practice Parameter for the Performance of Portable (Mobile Unit) Chest Radiography*



CONGRATULATIONS



Evan Unger, MD, FACR



JOINT APPOINTMENT IN MEDICAL IMAGING

Former Postdoc at the University of Arizona
– Center for Gamma Ray Imaging,
[Brian Miller, PhD](#), is a Clinical Physicist in
the Department of Radiation Oncology and
jointly appointed as Assistant Professor in
the Department of Medical Imaging.



Brian Miller, PhD

RESIDENT EXCELLENCE



Navjit Dullet, DO

Congratulations to
3rd Year Resident
[Navjit Dullett](#),
newly elected to the
SIR RFS Governing Council
Chair position 2022-23,
and recent organizer of the
wildly successful 2nd annual
West Cost VIR symposium



WEST COAST
VIR

SATURDAY AND SUNDAY
FEBRUARY 12, 2022 8AM PST
FEBRUARY 13, 2022 9AM PST

A virtual clinically oriented Vascular and Interventional Radiology (VIR) symposium for students and trainees, featuring world renowned speakers and panelists

Programming Includes:
Core Content on VIR Interventions
Succeeding on VIR Audition Rotations
PD Panel
Global VIR
Private Practice Panel
Angio Club
Resident/Attending Meet and Greet
and More!

SCAN ME

Registration and information
can be found at:
wcvir.splashthat.com

IMAGES NEEDED?



As DMI's *Image Review Officer*,
Luca Caucci is here to help
caucci@arizona.edu


- ✓ Ensure that all clinical images are free of identifying health information
- ✓ Use study images for presentations, publications, scientific meetings, etc.



Luca Caucci, PhD

GRAND ROUNDS

▶ February 16th



Stanford
MEDICINE

**Fetal Body Imaging –
State of the Art and Current Questions**



Erika Rubešová, MD



Erika Rubešová, MD
Clinical Professor, Radiology – Pediatric Radiology
Stanford Hospital and Clinics
Lucile Packard Children’s Hospital




UPCOMING GRAND ROUNDS

- Mar 02 ▶ **Sam Rogers, MD**, Assistant Professor
Residents **Daniel Destiche, MD**,
Aubrey Frazzitta, MD & **Mark Greenhill, DO**
University of Arizona
- ▶ [Mayhem in the Brainstem / Posterior Fossa Stroke-Syndrome & more](#)
- Mar 16 ▶ **Ajit Goenka, MD**
Nuclear Medicine Specialist
Radiologist
Mayo Clinic
- ▶ [Body PET/MRI at the Mayo Clinic: From Bedside to Bench](#)

PUBLICATION

- ▶ Midgut malrotation and volvulus presenting outside of the newborn period



Sarah Desoky, MD Dorothy Gilbertson, MD

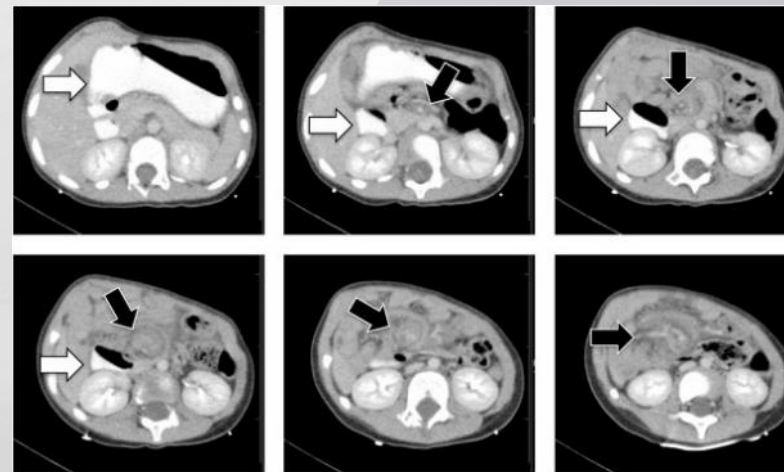


Fig. 3. Axial CT demonstrating distended stomach and proximal duodenum (white arrow), “swirl sign” with SMA-SMV reversal (black arrow), and malrotation of the bowel.

PUBLICATION INVITED LECTURES & SEED GRANT

- ▶ Why We Did What We Did: PSMA-PET/CT Selection Criteria for the VISION Trial

Journal of Nuclear Medicine



- ▶ VISION Trial: Inside Edition;

District of Columbia Metropolitan Radiological Society

- ▶ Detection Rate of 18F-rhPSMA-7.3 PET in Patients with Suspected Prostate Cancer Recurrence: Results from a Phase 3, Prospective, Multicenter Study (SPOTLIGHT) D. Schuster on behalf of the SPOTLIGHT study group, American Society of Clinical Oncology

Genitourinary Cancers Symposium 2022

- ▶ Co-investigator for University of Arizona Healthcare Technology [Innovation Lab](#) seed grant: Wearable Sensors and Virtual Reality for Tai Chi and Qigong Intervention Research



Phillip Kuo, MD, PhD

PUBLICATION

- ▶ Combination therapy for unresectable primitive myxoid mesenchymal tumor of infancy: A story of cure

Pediatric Blood & Cancer

Pediatric Blood & Cancer




Unni Udayasankar, MD

PUBLICATION

- ▶ Diagnosis of Pulmonary Embolism on 99mTc-Labeled Macroaggregated Albumin Lung Imaging After Hepatic Arterial Injection for Planning of Radioembolization

**CLINICAL
NUCLEAR MEDICINE**



Aubrey Frazzitta, MD



**Matthew Kay,
MBBS**



**Dev Warhadpande,
MD, MS**




**Phillip Kuo, MD,
PhD**

TAKING THE LEAD PODCAST



Episode 42

Robert I. Grossman, MD
Leading Healthcare



Geoffrey Rubin, MD, MBA, FACR
Chair and Professor, Medical Imaging

 @geoffrubin



Welcome to Medical Imaging

I am excited to join the team as Business Manager, Senior

Very fortunate to have you! Tell us about your prior experience in the College of Medicine

I came from the Department of Medicine where I worked closely with Chair, Dr. Monica Kraft. She is a fantastic mentor and I credit her for encouraging me to continue my studies and continue work on a Doctor of Philosophy degree, which I anticipate completing in 2 years

What traits do you admire most in friends and colleagues?

Honesty/transparency

Tell us about the degrees you have earned, all here at UArizona?

Yes. I have a BA in Communications with Business Administration minor, and a BS in Psychology. My recent Master's in Law Science degree piqued my interest for a greater knowledge of contracts, policies and procedures as related to accounting and finance.

You are also active as a volunteer in your "free" time.

I Chair the *Native American Education Advisory Committee* for the Tucson Unified School District. I have submitted and received one grant and am working on another one to support the [Tribal Images Youth Council](#) – a club for Native American middle and high school students that focuses on heritage/culture, healthy lifestyles, environment and community service.

When you are not working, or volunteering you are...

I have three children, thirteen grandchildren and four great-grandchildren that I love to spend time with. I also enjoy baking.

Tell us something about you we might not know

I was fortunate to be able to see the Dalai Lama during his 2005 national tour stop in Tucson. Hearing him and being in his presence changed my life as well as my outlook. I learned to search for the "good" in every situation

RADIOLOGY INTEREST GROUP

- ▶ Our Residents recently hosted a group of Medical Students to discuss the Radiology Residency Programs



SNOWBOWL – FEBRUARY 5TH





Gnar was shredded



Greetings
From our
February
Staff
Meeting ...
and Happy
Birthday,
Jane Pruitt!



#BLACKHISTORYMONTH #BLACKHISTORYALWAYS

