



R & R

RECOGNIZE & REWARD

January 2023



Banner
University Medical Center
Tucson



THE UNIVERSITY OF ARIZONA
COLLEGE OF MEDICINE TUCSON
Medical Imaging

NIH GRANT AWARDED

“Quantitative MRI and Deep Learning Technologies for Classification of NAFLD”

- ▶ Partnership between **UArizona** (M. Altbach), **UCLA** (H. Wu) and **Siemens Healthineers** (V. Deshpande)
- ▶ U01 project - **\$3.0M funded by the NIBIB** as part of the Bioengineering Research Partnership (BRP) program focused for technology development targeting areas of unmet clinical need
- ▶ Investigators are working on a robust MRI-AI technology for staging Non-alcoholic Fatty Liver Disease, **NAFLD**, based on a 15-min free-breathing multiparametric MRI scan
- ▶ UArizona Investigators: **Hina Arif-Tiwari, MD**, Medical Imaging, **Ali Bilgin, PhD**, Biomedical Engineering, **Geoffrey Block, MD**, Department of Medicine, **Kevin Johnson, BSc**, Medical Imaging



PI: Maria Altbach, PhD
Medical Imaging

INTERVENTIONAL RADIOLOGY CHOSEN TO HOST SUMMER RESEARCH PROGRAM


UArizona quickly becoming a leading center in the realm of Interventional Radiology

The IR Summer Research Program is a Society of Interventional Radiology (SIR) sponsored [scholarship](#) for medical students with an interest in Interventional Radiology. Only 5-10 sites are chosen by SIR to mentor these students.

This highly competitive scholarship is awarded to top applicants who then match with an academic host. The goal is to provide mentorship and experience with clinical and pre-clinical research.



Advancing interventional radiology through research®



Shamar Young, MD
Interventional Radiology Chief

CONGRATULATIONS

Dr. Bital Savir-Baruch, Chief of Nuclear Medicine, was elected **2023 Vice President** of the American College of Nuclear Medicine.



Bital Savir-Baruch, MD, FACNM
Nuclear Medicine Chief

CONGRATULATIONS

Interim Administrator **Jane Pruitt**,
received a Banner MVP Award

► **Recognition:**
Customer Obsessed

Comment:

“Jane, I can't thank you enough for all of your hard work and dedication to recruitment. . . Thank you for being a wonderful partner!”

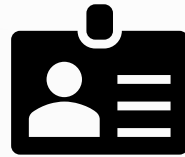


Jane Pruitt, MBA



PROMOTION

New Title and New Role!



Congratulations to [Melissa Ruiz](#) who has been promoted to **Clinical Research Coordinator I**.

In her new role, Melissa, who has always worked as an integral part of the Interventional Radiology team, will coordinate IR clinical research studies and continue to support Interventional Radiology. At present there are four open studies and a new project associated with the [All of Us Research Program](#) will commence soon.

WINTER COMMENCEMENT CONGRATULATIONS



Kelsea Cronin, PhD

PhD, Optics & Optical Sciences
Advisor: Lars Furenlid, PhD



Kimberly Doty, MS

Master of Science in Optical Sciences
Advisor: Lars Furenlid, PhD



College of Optical Sciences
Dean & Professor, **Thomas Koch**, is pictured to the left of
Kim Doty and to her right is
Professor & Endowed Chair,
Lars Furenlid

CONGRATULATIONS



▶ Audrey Fazel, MD

2nd-Year Resident Audrey Fazel, has been selected to participate in the **AUR Radiology Resident Academic Leadership Development (ARRALD) Program 2023**



NUCLEAR MEDICINE IS ON THE MAP

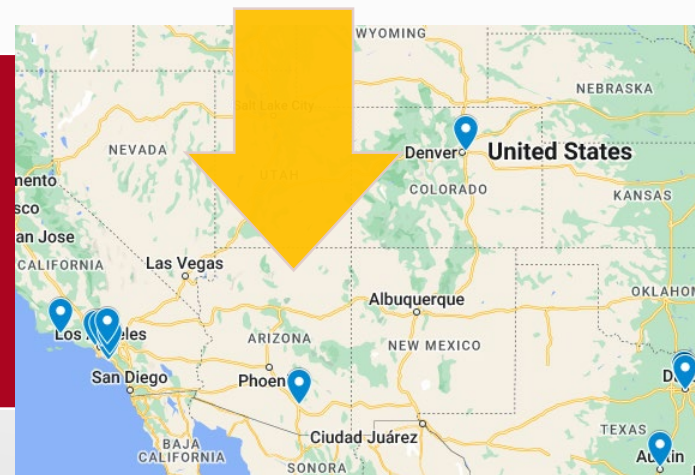
Congratulations, team!



Banner University Medical Center-
Tucson/ University of Arizona-Tucson is
officially listed on SNMMI.org!



As a Designated Radiopharmaceutical
Therapy Center of Excellence, Nuclear
Medicine appears on the searchable
map as the only center in Arizona!



VOICE OF RADIOLOGY BLOG



**“Intertwining Radiology
and Healthcare
Management”**

Geoffrey D. Rubin, MD, MBA, FACR
Rasu Shrestha, MD, MBA



Dr. Rubin is featured discussing Radiology Leadership in the ACR’s January *Voice of Radiology* blog

Also featured: a new course presented by the Radiology Leadership Institute (RLI), **“Maximize Your Influence and Impact: Learn How to Navigate Healthcare Management Like a Pro”**

WEDNESDAY WORKSHOP

DEI Presentation January 11th

One example: Perceived height



- 147 students shown photos of women & men; asked to estimate their heights
- Both men & women judged men to be taller and women to be shorter than they actually were, even when actual heights comparable
- Shows that perceptions are based on group stereotypes

(Nelson, Biernat, & Manis, 1990)




MI Hosted Session
"Unconscious Bias
for Search
Committees" with
Dr. Kathy Glas



Find more opportunities for
DEI presentations at [here](#)

GRAND ROUNDS

Wednesday, January 18th



Yvette Carrillo

Regional Claims Director,
Arizona

Jacqueline Comerci, RN

Senior Claims & Litigation
Management Specialist

WHAT TO KNOW WHEN IT COUNTS: Understanding the Claims & Litigation Process To Be Better Informed

Claims & Litigation

Activities in response to when a patient *or* family member on their behalf makes a claim or files a lawsuit.



RESIDENT WELLNESS EVENT



This month, the Women in Radiology group organized a resident-wide Kintsugi Pottery night with Mediterranean dinner.

Kintsugi refers to the Japanese creative process of mending flawed or broken pottery to create a stronger, more beautiful piece of art.

Thank you to Dr. Gilbertson for graciously hosting at her home!

Women in
Radiology
A | Medical Imaging

4th YEAR RESIDENT SPOTLIGHT

**Aubrey
Frazzitta**

Where do you call home?

Lake Oswego, Oregon

What inspired you to become a Radiologist?

A medical school mentor who showed me how finding a diagnosis for a patient can significantly impact their care.

What is on the horizon after graduation?

Neuroradiology fellowship at UCSF

Share three fun facts about yourself

- Growing up, I trained and competed as both a classical pianist and unicyclist.
- In my free time, I enjoy creating art. My favorite project to date is illustrating a children's book.
- When I was little, I wanted to grow up and run an animal shelter for cats and dogs. Today I live out that dream giving a home to two Bengal cats.



Aubrey Frazzitta, MD



4th YEAR RESIDENT SPOTLIGHT

Nav
Dullet

Where do you call home?

Los Angeles, CA

What inspired you to become an Interventional Radiologist?

I first learned about interventional radiology through medical student symposia during my third year of medical school and was instantly drawn in. Nearly every body system is covered, from head to toe with endless innovation in the field. As I've progressed through my training, I've found that IR is a very unique field that combines my interests in technology, imaging, clinical medicine, and problem solving.

What is on the horizon after graduation?

After IR Independent Residency at USC, I'm hoping to find a job in Southern California or Arizona.

Share three fun facts about yourself

- I have flown around Mt. Everest.
- I have been skydiving.
- I have gone off-roading in Moab.



Navjit Dullet, DO



CONGRATULATIONS B-UMCT

Congratulations to B-UMCT for receiving the prestigious Magnet designation!

The **Magnet Recognition Program**[®] serves as the gold standard for nursing excellence and provides consumers with the ultimate benchmark for measuring quality of care.

[More >](#)

Magnet Designation at Banner- University Medical Center Tucson



Photo: Banner Health newsletter & Twitter

PRESENTATIONS

▶ **SNMMI MID-WINTER AND ACNM ANNUAL MEETING** JANUARY 26-28 2023
San Francisco

EMPLOYMENT OPPORTUNITIES FOR NUCLEAR MEDICINE GRADUATES



Twyla Bartel, DO, FACNM, FSNMIMI, Global Advanced Imaging, PLLC

Bital Savir-Baruch, MD, FACNM, University of Arizona

Tina Buehner, PhD, FSNMIMI-TS, GE Healthcare

DATE 26 Jan, 2023 **TIME** 6:30 - 8:30 PM PT

[SNMMI.ORG/MWM](https://www.snmmi.org/mwm)

W3NM Women of Nuclear Medicine

▶ **Updates in Cardiac Amyloidosis 2023: A CME Conference**

Jan 14, 2023

Mayo ASU Health Futures Center
“Nuclear Cardiology- Diagnosis of Cardiac Amyloidosis” presented by Dr. Savir-Baruch



Bital Savir-Baruch, MD, FACNM

PRESENTATIONS

Imaging of Acute Stroke Syndromes

Samuel N. Rogers, MD

Neuroradiology Division, UArizona Medical Imaging

- ▶ Learning objectives: recognize the key clinical differences between anterior circulation and posterior circulation infarcts, review the common anterior and posterior circulation stroke syndromes, and identify the relevant anatomy on imaging and how it correlates with clinical symptoms




LIVE | JANUARY 26, 2023

Imaging Acute Stroke:
A Comprehensive Review for Clinical Practice

FREE Registration for ARRS In-Training Members

Course Director
Jennifer L. Becker



Samuel Rogers, MD

RESIDENTS

Jan. 16-19th: Residents **Abdul Khan** (4th Year) and **Conner Reynolds** (1st Year) attend ISET 2023



TAKING THE LEAD PODCAST



Geoffrey Rubin, MD, MBA, FACR
Chair and Professor, Medical Imaging



@geoffrubin

YOTO HOLIDAY DRIVE A SUCCESS



Thank you to everyone who participated in the Spread the Warmth Collection for Youth on Their Own.

Medical Imaging collected 4 large boxes of breakfast foods, snacks, toiletries and water bottles to help stock the local pantry.

All items were delivered to [YOTO](#) on December 21st.



MI STAFF SPOTTED IN TUCSON.COM



► [Colleen Bell](#), Medical Imaging Executive Assistant, is pictured in lavender during an improv rehearsal at Unscrewed Theater in Tucson in December. Acting is a hobby Colleen commonly enjoys. See the full story [here](#)




Photos: Shekib Rahmani, Arizona Daily Star

SOCIAL

We want to follow you on Twitter!
Share your handle:
DM [@UAZMedImaging](#)

Jason Lee @JasonLeeRadMD · Jan 28
Thrilled to have the Society of Thoracic Radiology support me and my colleague, Dr. Evan Sommer, on this cool and innovative project! Excited to explore the potentials of radiology in the metaverse!
[@UAZMedImaging](#) [@UAZMedTucson](#) [@thoracicrad](#) [#Metaverse](#) [#VirtualReality](#) [#radiology](#)



Society of THORACIC Radiology

Seed Grant Recipients


Back to STR Awards and Recognition

Research Grant Guidelines

2022 STR Seed Grant Recipient

J. Lee, University of Arizona

Navjit Dullet @navdullet · Jan 30
Looking forward to the 3rd WCVIS, register today! Info can be found below.
[wcvis.squarespace.com](#)



West Coast Vascular & Interventional S... @WCVISoc... · Jan 30
Current & future #VIR trainees! We're just under 2 weeks out from our 3rd annual virtual #WCVIS symposium! Network with international leaders sharing the innovative scope of VIR and engage dedicated content for all levels, including #premed and medical students! Register today!
[Show this thread](#)

WEST COAST VASCULAR & INTERVENTIONAL SYMPOSIUM

Join our virtual, clinically-oriented event for VIR trainees (medical students, residents, and premedical students).


Survey of vascular, oncologic, hepatobiliary, musculoskeletal, critical care, neurologic, geriatric, and pediatric interventions. Also includes a program director panel and "angio club" with case presentations. Evening Meet and Greet with dedicated spaces for VIR, URM, and VIR applicants.

SATURDAY FEBRUARY 4TH

Advice sessions for VIR trainees as well as faculty panels on both international VIR and office-based labs in private practice.

SUNDAY FEBRUARY 5TH

REGISTER TODAY

 [WCVIS.SQUARESPACE.COM](#)

WCVI 2023 Society

University of Arizona IR Retweeted

Abdul Khan @IRWorkhorse · Jan 19
Awesome week at #ISET2023 [@RadDocReynolds](#)



Conner Reynolds

4 16 2,047

You Retweeted

Bital Savir-Baruch MD, FACNM @BitalSavirBMD · 5h
Great first day is done. Discussing the future of Nuclear Medicine trainees [@SNM_MI](#) [@nmroacnm](#) [@ACNucMed](#) [@tina_buehner](#) [@TheNUCguy](#)



2 13

UA College of Medicine - Tucson @UAZMedTucson · Jan 18
Community members are invited to our inaugural Mini Medical School about dementia from some of our top experts, and enjoy breakfast, lunch, free parking, and a diploma! [medicine.arizona.edu/mini-medical-s...](#) Virtual option also available.



YOU'RE INVITED MINI MEDICAL SCHOOL

JOIN US SATURDAY, FEBRUARY 4

Lifelong Learners! Become a Medical Student for a Day
You are cordially invited to attend the College of Medicine - Tucson's Mini Medical School. Our free inaugural event focuses on dementia, and dais will occur on Saturday, February 4 in the Health Sciences Innovation Building (HSIB). All in-person participants will receive a Dementia 101 diploma. Registration is required. Breakfast, lunch and refreshments provided!

PLEASE VISIT OUR EVENT PAGE ([medicine.arizona.edu/mini-medical-school](#)) or scan the QR code to learn more!

3 4 385