

R & R

RECOGNIZE & REWARD

July/August 2022



Announcements?
[Jennifer Fischahs](#)

WELCOME RAMI SULAIMAN, MD

- AMERICAN UNIVERSITY OF CAIRO, CAIRO, EGYPT
- RADIOLOGY RESIDENCY
YALE NEW HAVEN HEALTH, BRIDGEPORT HOSPITAL, CT
- ABDOMINAL IMAGING FELLOWSHIP
UNIVERSITY OF ARIZONA – BANNER UNIVERSITY MEDICAL CENTER



ABDOMINAL IMAGING
DIVISION

WELCOME DUSHYANT MANN, MD


- DOCTOR OF MEDICINE
WAYNE STATE UNIVERSITY SCHOOL OF MEDICINE
- DIAGNOSTIC RADIOLOGY RESIDENCY
UNIVERSITY OF ARIZONA – BANNER UNIVERSITY
MEDICAL CENTER
- BODY MRI FELLOWSHIP
UNIVERSITY OF ARIZONA – BANNER UNIVERSITY
MEDICAL CENTER



WELCOME SRIDHAR SHANKAR, MD, MBA

- **MEDICAL COLLEGE, CALCUTTA UNIVERSITY, BANKURA, WEST BENGAL, INDIA**
- **RADIODIAGNOSIS AND IMAGING RESIDENCY POSTGRADUATE INSTITUTE OF MEDICAL EDUCATION AND RESEARCH, CHANDIGARH**
- **INTERVENTIONAL MRI FELLOWSHIP BRIGHAM AND WOMEN'S HOSPITAL, BOSTON, MA**
- **ONCORADIOLOGY FELLOWSHIP DANA-FARBER CANCER INSTITUTE BOSTON, MA**
- **PROFESSOR AND CHIEF OF RADIOLOGY, REGION ONE HEALTH, MEMPHIS, TN**





INTERVENTIONAL RADIOLOGY
DIVISION

WELCOME DANIEL GOLDBERG, MD


- DOCTOR OF MEDICINE
SUNY UPSTATE MEDICAL UNIVERSITY, SYRACUSE, NY
- GENERAL SURGERY RESIDENCY
ALPERT MEDICAL SCHOOL OF BROWN UNIVERSITY
- DIAGNOSTIC RADIOLOGY RESIDENCY
UNIVERSITY OF ARIZONA – BANNER UNIVERSITY
MEDICAL CENTER
- INTERVENTIONAL RADIOLOGY FELLOWSHIP
UNIVERSITY OF ARIZONA – BANNER UNIVERSITY
MEDICAL CENTER

WELCOME DAVID J ARIA, MD, MBA

- DOCTOR OF MEDICINE
TEMPLE UNIVERSITY SCHOOL OF MEDICINE
- RADIOLOGY RESIDENCY
STATEN ISLAND UNIVERSITY HOSPITAL
- PEDIATRIC INTERVENTIONAL RADIOLOGY FELLOWSHIP
PHOENIX CHILDREN'S HOSPITAL
- PEDIATRIC DIAGNOSTIC RADIOLOGY FELLOWSHIP
PHOENIX CHILDREN'S HOSPITAL



WELCOME 1st YEAR RESIDENTS 2022-23

DR Resident  Sami Ahmed, DO Midwestern University Arizona College of Osteopathic Medicine	DR Resident  Tristan Cooper-Roth, DO Michigan State University College of Osteopathic Medicine	DR Resident  Stephen Davidson, MD University of Arizona College of Medicine-Tucson	DR Resident  Hunter Jecius, MD University of Arizona College of Medicine-Tucson	DR Resident  Salil Kalarn, DO AT Still University School of Osteopathic Medicine in Arizona
IR Resident  Michael Lee, MD University of Nevada, Reno School of Medicine	DR Resident  Austin Pickrell, MD University of Texas Health Science Center at Houston	DR Resident  Conner Reynolds, DO University of North Texas Health Science Center Texas College of Osteopathic Medicine	DR Resident  Miles Seidel, MD University of Queensland School of Medicine	DR Resident  Kristin Taylor, MD University of Arizona College of Medicine - Phoenix

WELCOME FELLOWS 2022-23

Abdominal  Kanika Gupta, MBBS, MD M.P. Shah Medical College, India	Abdominal  Shaymaa Mohammed, MBChB University of Baghdad College of Medicine, Iraq	Abdominal  Eswar Sellamuthu, MD Indira Gandhi Government General Hospital & Post Graduate Institute	Cardiothoracic  Harish Gudi, MBBS, MD Guntur Medical College, India	Musculoskeletal  Grace Renshaw, MD University of Arizona College of Medicine - Tucson
Neuroradiology  Ilaria Vittoria De Martini, MD Universität Zürich Medizinische Fakultät, Switzerland	Neuroradiology  Lincoln Matheson, MD University of Tennessee School of Medicine	Neuroradiology  Benjamin Renshaw, MD University of Arizona College of Medicine - Tucson	Nuclear  Erol Bozdogan, MD Dokuz Eylül Üniversitesi Tıp Fakültesi, Turkey	

DR. SARAH DESOKY



FAREWELL

- Thank you to **Sarah Desoky, MD**, for her contributions to Medical Imaging and the Pediatric Imaging Division
- We wish her a fond farewell and continued success with her new position at OSUH

FAREWELL / RETIRING



Executive Assistant **Maru Serino** transitioned to part-time following her retirement in 2021, and now leaves the UArizona after more than 11 years of service



After 7 years of service to Medical Imaging, *Research Specialist* **Carol Stuehm**, has accepted another position with the Center for Biomedical Informatics & Biostatistics



With 9 years of service to Medical Imaging as *Senior Business Manager*, **Lori Zimmerman** will retire from UArizona and return to work part-time for the Department of Ophthalmology

WELCOME NEW STAFF MEMBER



Darlene is a Financial Analyst II working directly with Department Administrator, Mark Shearer. Her office is HSIB room 52. Contact her at (520) 621-6374 or dzahne@arizona.edu



Congratulations

Terry Matsunaga, PhD, attended the Fellows Induction at the NAI Annual Meeting in Phoenix, Arizona on June 14-15, 2022

CONGRATULATIONS


Hina Arif-Tiwari, MD has been accepted into the SCARD-GE Leading, Empowering and Disrupting (LEAD) Program.

Dr. Arif is recognized for demonstrating clinical excellence, a passion for leadership and a commitment to her personal and professional development.





Dr. Dorothy Gilbertson
(left) presented the
2022 award
Congratulations,
Dr. Brunson!



RSNA ROENTGEN RESIDENT RESEARCH AWARD 2022

Christopher Brunson, MD

CONGRATULATIONS 4th YEARS



Congratulations to the 4th Year Residents for passing the ABR Qualifying (Core) Exam!


Some of the PGY5 Residents are pictured enjoying the 2022 Graduation event held on June 10th at Skyline Country Club.



PODCAST CONSULTING EDITOR



Abdul Khan, MD

4th Year Resident Abdul Khan appointed as one of the  **AJR Podcast Series** Consulting Editors for 2022-2023

His first episode aired August 10th



PODCAST EPISODE

[Diagnostic Yield of Occult Non-spinal Bone Lesions After CT Guided Biopsy](#)




ACR RLI EMERGING LEADER AWARD RECIPIENT



Aubrey Frazzitta, MD

Aubrey Frazzitta, 4th Year Radiology Resident has been awarded the 2022 Emerging Leaders Award and will attend the RLI Summit in September. Aubrey is featured in the July issue of the [ACR Bulletin](#).
Congratulations!



CONGRATULATIONS



Stephane Rene Chartier,
2nd Year Radiology Resident
has been accepted to the **ITAR**
(Introduction to Academic
Research) program. He will
participate during the 2022
RSNA Annual Meeting.



Stephane Chartier, DO

DIVERSITY IN MEDICINE VISITING MEDICAL STUDENT SCHOLARSHIP AWARD

- ▶ Congratulations to the Department of Medical Imaging scholarship awardee **Ashley Lau**
- ▶ She currently attends ATSU School of Osteopathic Medicine in Arizona
- ▶ Ms. Lau completed her Radiology rotation with us in July 2022



THE UNIVERSITY OF ARIZONA
College of Medicine
Tucson

**Diversity in Medicine
Visiting Student Scholarship**

Scholarship Goals:

- Encourage students who self-identify with groups who are underrepresented in medicine to consider residency at the University of Arizona, College of Medicine Tucson
- Promote student awareness of opportunities in academic medicine
- Provide mentoring and networking for students
- Provide a stipend of up to \$1,500 to help offset cost of housing and travel

Who Should Apply:
The Scholarship is open to **out of state** applicants who have been accepted to participate in a four-week visiting elective at the University of Arizona College of Medicine Tucson, and who self-identify as under-represented in medicine. Applicants must be a 4th year medical student in good standing at an accredited U.S allopathic/osteopathic medical school.

DMI DEI Committee



OUTREACH-ROLE MODELS



Chris Brunson, MD
IR-Integrated Resident

Betty Jo Hensley,
ACNP-BC
IR Nurse Practitioner

Interventional Radiology
Division members **Christopher
Brunson** and **Betty Jo Hensley**
volunteer their time visiting
schools to inspire and
encourage students to seek
careers in medicine.

They are pictured during a
recent Career Day event held
at Roberts-Naylor K-8 School.

Kudos Chris and Betty Jo!



EXCELLENCE IN MSK SONOGRAPHY



Amy Holguin is the first ultrasound technologist in Tucson and Southern AZ to attain the credentials and designation of ARDMS (American Registry for Diagnostic Medical Sonographer) Musculoskeletal Sonographer.

This is an arduous process with rigorous standards of practical imaging experience and a written exam.

Congratulations Amy!

CONGRATULATIONS

Breast Imaging Team



Alison Noakes
Breast Sonographer



Lisa Carney
RN Patient Navigator

Two members of the [Breast Imaging](#) Team, **Alison Noakes** and **Lisa Carney**, were recognized as Banner Health Heroes!

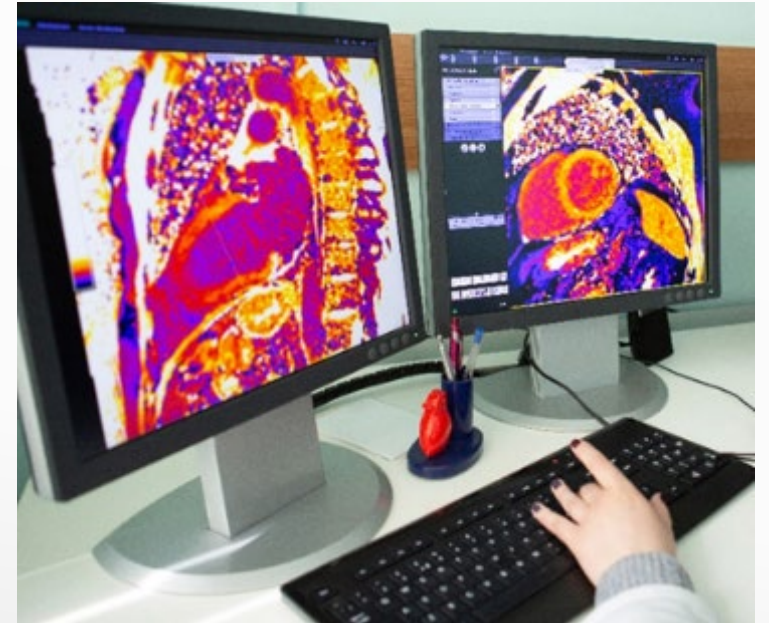
The [Banner Health Hero](#) program provides grateful patients the opportunity to recognize an employee for their exceptional care by making a philanthropic gift in their honor to the [Banner Health Foundation](#)

IMAGE REVIEW PROCESS REMINDER




Luca Caucci, PhD
Image Review Officer
Department of Medical Imaging

- ▶ All images obtained during clinical practice must undergo formal review before being used for educational activities (e.g., used in PowerPoint presentations for medical students and/or scientific meetings, used in journal articles, etc.).
- ▶ Sign up for [UA BOX HEALTH](#) to complete
 - ▶ HIPAA Annual Certification
 - ▶ UA Box Health Course ID 1460
- ▶ See the [Workflow for Image Review Document](#) for more details



UPCOMING GRAND ROUNDS



Specialty Board Certification and Commitment to the Social Contract



presented by
Brent Wagner, MD, MBA
 Executive Director
 American Board of Radiology
9/7/22, 12:00 – 1:00 pm
COM-T Room 3117
 Attendance Code: 894641
 Live streaming via [Zoom](#)

Brent Wagner joined the American Board of Radiology in 2020 as the Executive Director and an ex officio member of the Board of Governors. Prior to that, he volunteered for more than two decades as an item writer, oral examiner, and member of the ABR's governing board (including as board president).

While a radiologist in a private practice group in Reading, Pennsylvania, from 1998-2020, he served as group president, department chair, and medical staff president. He also chaired the hospital's Peer Review Committee and was a charter member of the Leadership Council, which dealt with credentialing and physician professionalism issues. Beyond his medical staff roles, Dr. Wagner served on the local hospital and regional health system boards, beginning in 2010, including multiple terms as board chair. During this time, he also led the board's Quality & Safety Committee.

Brent is a graduate of Lafayette College (BA '81), Jefferson Medical College (MD '85), and Johns Hopkins University (MBA '19). He completed his diagnostic radiology residency at Wilford Hall USAF Medical Center in San Antonio. His final assignment with the Air Force was on the faculty of the Department of Radiologic Pathology at the Armed Forces Institute of Pathology (AFIP).

ABSTRACT

The nature of some professions includes aspirational goals that extend to society at large. Physicians are granted the opportunity to render comfort and care to patients and their families; in return for this privilege, medical professionals must be mindful of the obligations inherent in the acknowledgement of the primacy of the interests of our patients. Professional self-regulation, including that of the medical specialty certification boards, blends the commitment to lifelong learning and professional practice improvement with the broad social contract.

OBJECTIVES

1. Discuss the relevance of the social contract for physicians and the patients they serve
2. Describe the role of medical specialty certifying boards in advancing improvements in health and healthcare
3. Teach participants to apply principles of individual professional development to address knowledge gaps and opportunities for learning




September 7, 2022, Noon – 1 pm


- ▶ Specialty Board Certification and Commitment to the Social Contract
- ▶ Brent Wagner, MD, MBA

September 14, 2022, Noon – 1 pm

- ▶ HRD Corps Radiology Capacity Development - Assessment Tour: Malawi, Africa
- ▶ Berndt Schmit, MD, MBOA



HRD Corps Radiology Capacity Development - Assessment Tour: Malawi, Africa



presented by
Berndt Schmit, MD MBOE
 Founder
 Humanitarian Radiology Development Corps.
9/14/22, 12:00 – 1:00 pm
COM-T Room 3117
 Attendance Code: 639297
 Live streaming via [Zoom](#)

BIO

Dr. Schmit has been a practicing radiologist for over 20 years. He received his medical degree from Tufts University School of Medicine in 1991, and then trained for two years in the Emergency Medicine residency program at the University of Arizona. Dr. Schmit completed his diagnostic radiology residency at Mount Auburn Hospital in Cambridge, Massachusetts followed by his Fellowship in Musculoskeletal Imaging at the Brigham and Women's Hospital in Boston, Massachusetts.

Dr. Schmit believes in cultures that create engagement and empowerment, and thus pursued the unique business degree at Ohio State University which focuses on the principles of Lean Management in the Healthcare setting. He earned his Master of Business Operational Excellence degree in 2014.

Dr. Schmit has a lifelong commitment to global health development. After several years of leadership experience in a Radiology non-profit organization, Dr. Schmit founded Humanitarian Radiology Development Corporation (HRD Corps) in 2017. <https://hrdcorps.org/>

ABSTRACT

Well intentioned people striving to help improve the lives of poor people face many obstacles. Lack of resources, corruption, education and cultural gaps all mitigate against capacity development work. Low-and Middle-Income Countries generally have significantly different levels of infrastructure, equipment and human resources which lead to different approaches in project planning. Outside charities rendering external assistance face fundamental potential pitfalls which can lead to cultural gaffs, unintended consequences, and failures.

Key elements learned by HRD Corps through hands-on projects in Haiti, Nicaragua, Bolivia and Mexico include the importance of client focused engagement, relationship building, accurate assessment, nimble responsiveness, value stream mapping and transparency.

OBJECTIVES

- Raise awareness of Value Stream Mapping as a valuable tool for project design, management and stakeholder engagement.
- Raise awareness of the broad spectrum of concepts in Sustainability
- Build insights into the challenges of building self-sustaining increased capacity in a Low-Income Country



PUBLICATIONS


- ▶ Ablation zone considerations in cryoablation of RCC: accuracy of manufacturer provided model and change from first to second freeze cycle




- ▶ Prostatic arterial embolisation for men with benign prostatic hyperplasia: a Cochrane review



- ▶ Ejaculatory dysfunction following prostate artery embolization: A retrospective study utilizing the male sexual health questionnaire-ejaculation dysfunction questionnaire




- ▶ Editorial Comment: Echocardiography—Should It Be Routine Before Elective TIPS?



Shamar Young, MD


PUBLICATION

- ▶ CAD-RADS™ 2.0 - 2022 Coronary Artery Disease - Reporting and Data System an expert consensus document of the Society of Cardiovascular Computed Tomography (SCCT), the American College of Cardiology (ACC), the American College of Radiology (ACR) and the North America society of cardiovascular imaging (NASCI)




**Geoffrey Rubin, MD,
MBA, FACR**

PUBLICATIONS AND PRESENTATIONS

- ▶ 18F-DCFPyL PET/CT in Men with Prostate Cancer
Radiology
- ▶ Guest Editor: Advances in Medical Imaging 
- ▶ What Is the Role of Dopamine Transporter Imaging in Parkinson Prevention Clinical Trials?
Neurology®
- ▶ [68Ga]Ga-PSMA-11 PET baseline imaging as a prognostic tool for clinical outcomes to [177Lu]Lu-PSMA-617 in patients with mCRPC- A VISION sub-study

ASCO® AMERICAN SOCIETY OF CLINICAL ONCOLOGY

Annual Meeting June 2022



Phillip Kuo, MD, FACR

PUBLICATION


- ▶ Spinal Epidural Lipomatosis Causing Lumbar Canal Stenosis: A Pictorial Essay on Radiological Grading and the Role of Bariatric Surgery Versus Laminectomy



Unni Udayasankar, MD

PUBLICATION

- ▶ Pilot Study for Correlation of Heart Rate Variability and Dopamine Transporter Brain Imaging in Patients with Parkinsonian Syndrome



Devdutta Warhadpande, MD, MS

TAKING THE LEAD PODCAST



Peter B. Angood,
MD, FRCS(C), FACS,
MCCM, FAAPL(Hon)



Cynthia S. Sherry,
MD, FACR, FACPE,
MMM, CPE



Geoffrey Rubin, MD, MBA, FACR
Chair and Professor, Medical Imaging



@geoffrubin

▶ Leading Leaders ▶ Taking the Lead

Abdominal Imaging Division End of Year Dinner June 2022



Radiology Resident Welcome Event

July 1, 2022



Resident Welcome Lunch New Tradition: Sonoran Hot Dogs



Property of
Banner Health

Medical Imaging Staff

New Resident Introductions



Welcome DR/IR Residents and Fellows



RESIDENCY OPEN HOUSE DATES

Tuesday, October 4th

- ▶ 3:00 pm - 4:00 pm (Arizona time)
- ▶ [More Information](#)

Friday, October 21st

- ▶ 3:00 pm - 4:00 pm (Arizona time)
- ▶ [More Information](#)



Medical Imaging

Virtual Open House for Future Residents

Tyson Chadaz, MD
Associate Program Director, Radiology Residency

Dorothy Gilbertson-Dahdal, MD
Vice Chair of Education
Program Director, Diagnostic Radiology

Gregory Woodhead, MD, PhD
Program Director, IR Residencies

Christopher Miller, MD
Associate Program Director, Radiology Residency

University of Arizona DR & IR Radiology Residencies

 THE UNIVERSITY OF ARIZONA
College of Medicine
Tucson

 Banner
University Medical Center
Tucson

 janetb@radiology.arizona.edu

 [DM @UofAZRads](https://twitter.com/DM@UofAZRads)

 medicalimaging.medicine.arizona.edu

WELLNESS EVENT

There is still time to train! Join us for the
1st Annual Team Medical Imaging
HALF MARATHON

- ▶ Saturday, Dec. 10th 7:00 am – 12 Noon
- ▶ [Training Schedule](#)
- ▶ Scan the QR for more information



**Half
Marathon**

**Saturday,
Dec. 10th**
7:00 am

tucsonmarathon.com
tchadaz@arizona.edu

Medical Imaging
WELLNESS
COMMITTEE

Banner
University Medicine

COLLEGE OF MEDICINE TUCSON
Medical Imaging