

R&R

RECOGNIZE & REWARD

*We apologize for missing any important news – please email updates to [Jennifer Fischahs](mailto:jfischahs@arizona.edu)

NOVEMBER 27, 2019*



COLLEGE OF MEDICINE TUCSON
Medical Imaging

NEW FACULTY




Lidia Nagae, MD, PhD

Neuroradiology Division


Dr. Nagae joined
our team on
November 12, 2019 and
Her office is located in HSIB
room #31



RADIOLOGY RESEARCH PRESENTATION



Blair Winegar, MD




November 6, 2019

“Convolutional Neural Network Creation for Automatic Segmentation and Volumetric Analysis for Increased Diagnostic Accuracy in Subtle Open Globe Trauma – a Subtype of Ocular Trauma”

-presented by Dr. Winegar

GRAND ROUNDS PRESENTATIONS



Unni Udayasankar, MD



November 20, 2019

“Abusive Head Trauma:
Shaken Science?”

-presented by Dr. Udayasankar

CONGRATULATIONS



Wayne Kubal, MD



The Dean's office endorsed the recommendation that Dr. Kubal receive a joint appointment at the rank of

Professor,
Department of Neurology



CONGRATULATIONS

Chris Brunson

2019-20 GME

RESIDENT EXCELLENCE AND LEADERSHIP
SCHOLARSHIP RECIPIENT

“This selection reflects not only your exceptional performance as a resident, but also your potential for a successful career in academic medicine.”

Conrad Clemens, MD, MPH

Senior Associate Dean, GME

Professor of Pediatrics and Public Health



Chris Brunson, MD



NIBIB SITE VISIT

Representatives from the National Institute of Biomedical Imaging and Bioengineering were on campus Thursday, November 21st conducting the Center for Advanced Photon Processing (CAPP) P41 site visit.

Congratulations, Dr. Furenlid, and thanks to everyone who has contributed these last 18 months in preparation for the big day!



Dr. Lars Furenlid (center) with Medical Imaging postdoctoral students

13TH ANNUAL ARIBI WORKSHOP 11-22-19

The annual workshop continues to promote collaboration between UArizona engineers, scientists, researchers and physicians.




Maria Altbach, PhD
Translational Imaging,
Session Chair



Andy Rouse, PhD
Developments in Image
Science, Session Chair



Ron Lynch, PhD
Director, ARIBI Institute



ARIBI

Arizona Research Institute
for Biomedical Imaging




● BIO5 rm 103 ● Friday, November 22nd

R & R



COLLEGE OF MEDICINE TUCSON
Medical Imaging

ARIBI WORKSHOP PRESENTATIONS 11-22-19



“Imaging Biomarkers of Knee Osteoarthritis Development and/or Progression”

Kent Kwoh, MD
Director, University of Arizona Arthritis Center
Professor, Department of Medicine and Medical Imaging



“Imaging and Carotid Artery Interventions”

Craig Weinkauf, MD, PhD
Assistant Professor,
Department of Surgery



“Integrating MRI with Transcranial Magnetic Stimulation”

Ying-hui Chou, ScD
Assistant Professor, Psychology
Cognition and Neural Systems

R & R



COLLEGE OF MEDICINE TUCSON
Medical Imaging

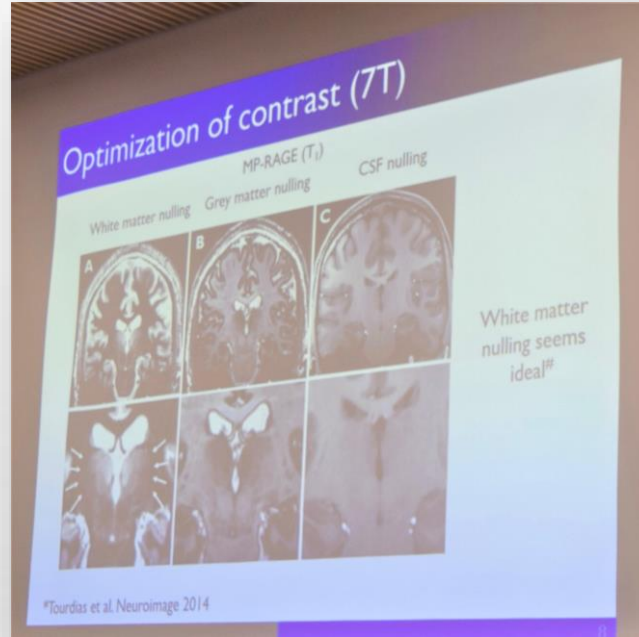

ARIBI WORKSHOP PRESENTATIONS 11-22-19



Andrew Karellas, PhD, DABR, FAAPM, FACR
Professor, Department of Medical Imaging
Director of Biomedical Imaging Innovation/
Clinical Translation in Next-Gen CT

“Computed Tomography for the
Early Detection of Breast Cancer”

ARIBI WORKSHOP PRESENTATIONS 11-22-19



Manoj Saranathan, PhD
Associate Professor, Medical Imaging,
Biomedical Engineering, Electrical &
Computer Engineering and
Biomedical Engineering - GIDP


“MRI of Human Thalamic Nuclei
and Applications”

R & R



COLLEGE OF MEDICINE TUCSON
Medical Imaging


ARIBI WORKSHOP PRESENTATIONS 11-22-19



Russell Witte, PhD
Professor, Medical Imaging, Optical Sciences,
Biomedical Engineering, Applied Mathematics – GIDP,
Biomedical Engineering – GIDP & Neuroscience - GIDP


“Mapping of Deep Brain Stimulation
Currents Using Acoustoelectric Imaging”

ARIBI WORKSHOP PRESENTATIONS 11-22-19



Judith Su, PhD
Assistant Professor,
Optical Sciences

“Label Free Single Molecule Detection Using Microtoroid Optical Resonators”



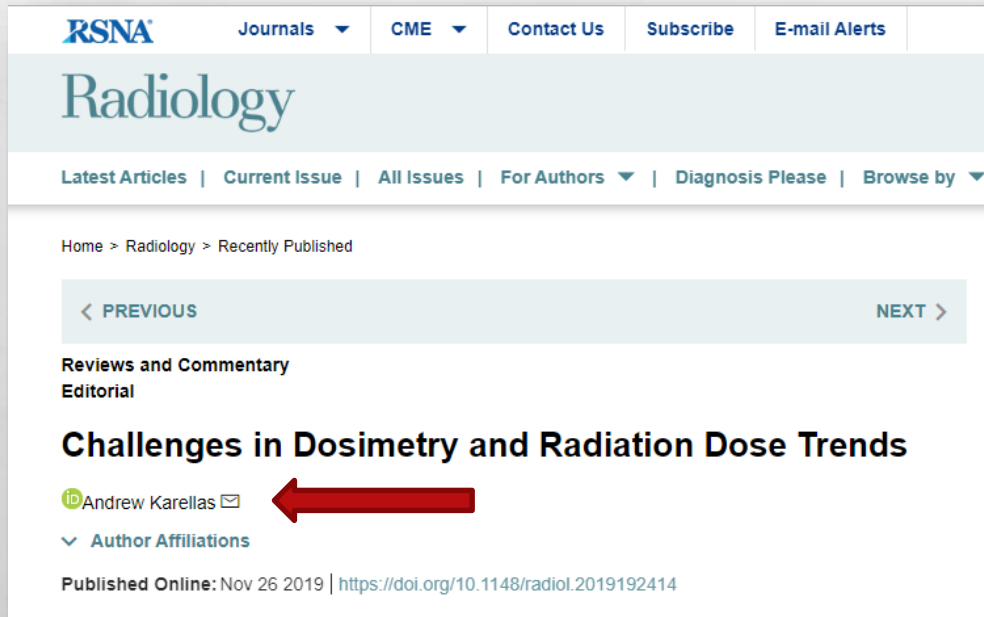
Andy Rouse, PhD
Research Assistant
Professor, College of
Optical Sciences

“BSRL Animal Imaging Facility Update”

RADIOLOGY JOURNAL EDITORIAL

“Challenges in Dosimetry and Radiation Dose Trends”

Published Online: Nov 26 2019



RSNA Journals CME Contact Us Subscribe E-mail Alerts

Radiology


Latest Articles | Current Issue | All Issues | For Authors | Diagnosis Please | Browse by

Home > Radiology > Recently Published

< PREVIOUS NEXT >

Reviews and Commentary
Editorial

Challenges in Dosimetry and Radiation Dose Trends

Andrew Karellas 

Author Affiliations

Published Online: Nov 26 2019 | <https://doi.org/10.1148/radiol.2019192414>



Dr. Karellas, PhD

Dr. Karellas' Editorial:

<https://doi.org/10.1148/radiol.2019192414>

Borrego et al Article:

<https://doi.org/10.1148/radiol.2019190018>

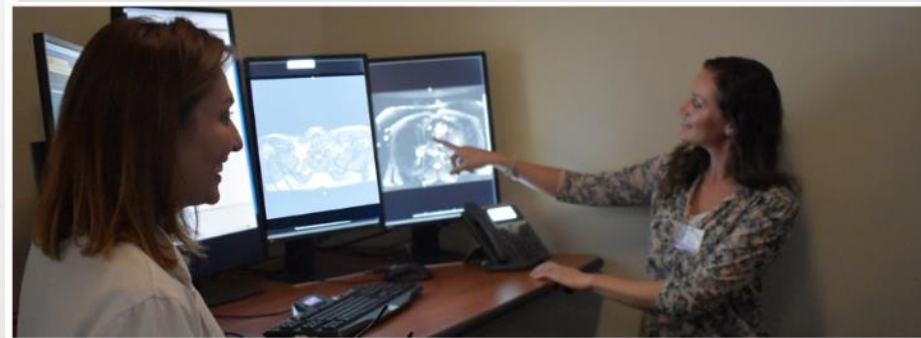
R & R



COLLEGE OF MEDICINE TUCSON
Medical Imaging


CARDIOTHORACIC DIVISION

New DMI Website Section




<https://medicalimaging.medicine.arizona.edu/about/clinical-divisions/cardi thoracic-imaging>

FLU SHOTS



Patricia Stumbo, RN (far right)



Flu Shot Participants

October 29, 2019

Thanks to all who participated in the flu shot clinic conveniently held for Medical Imaging in the Neuro reading room.

Special thanks to ***Patti Stumbo, RN*** for making this event possible!

R & R



COLLEGE OF MEDICINE TUCSON
Medical Imaging

UARIZONA AND UARIZONA HEALTH SCIENCES

November 5, 2019

University of Arizona adopted the name “**UArizona**” to assist the school with SEO (search engine optimization).

New Print and Digital Content including press releases and other information coming from the school, will use UArizona in headlines and for second references.



<https://www.kold.com/2019/11/05/uarizona-says-seo-is-reason-universitys-name-change/>



R & R



COLLEGE OF MEDICINE TUCSON
Medical Imaging

R&R IS ON THE WEB

- Find the R&R slides on the Medical Imaging [Website](#)

Click

- **ABOUT**, then
- **RECOGNIZE & REWARD**
- Contact [Jennifer Fischahs](#) to announce or promote anything within Medical Imaging or COM-T



The screenshot shows the website for the College of Medicine Tucson Medical Imaging. The header includes the logo, navigation links (Home, Directory, News, Events, Contact, Log Out), and a search bar with an 'APPLY NOW' button. The main navigation menu has links for ABOUT, EDUCATION, FACULTY, RESEARCH, FACILITIES, and PATIENTS. The 'ABOUT' link is highlighted in red. A sidebar menu on the left lists: CLINICAL DIVISIONS, DIRECTIONS, PUBLICATIONS, HOW TO APPLY, CONTACT US, and RECOGNIZE & REWARD. The 'RECOGNIZE & REWARD' link is selected. The main content area displays 'R&R (Recognize & Reward)' with 'View', 'Edit', and 'Unpublish' buttons. A large red 'R&R' graphic is centered on the page. At the bottom, a small text line reads: 'R&R is a presentation celebrating awards, events, accomplishments & announcements in the Department of Medical Imaging.'

R & R



COLLEGE OF MEDICINE TUCSON
Medical Imaging