



R & R

RECOGNIZE & REWARD

November/December 2022



Banner
University Medical Center
Tucson



THE UNIVERSITY OF ARIZONA
COLLEGE OF MEDICINE TUCSON
Medical Imaging

Comprehensive Radiopharmaceutical Therapy Center of Excellence: 1st in Arizona



Bital Savir-Baruch, MD, FACNM
Division Chief, Nuclear Medicine



Devdutta Warhadpande,
MD, MS



Avanka Lowe, MD

**CONGRATULATIONS
Nuclear Medicine Division**



designated as an SNMMI


**Comprehensive
Radiopharmaceutical
Therapy Center of Excellence**



Michelle Faull, BSHCA, MSOL
Director,
Medical Imaging



Natalie McMillan, CNMT
Associate Director,
Medical Imaging



Alexis Berume, CNMT, MBA
Lead Nuclear Medicine
Technologist



Nuclear Medicine Technologist Radiopharmaceutical
Delivery Workshop

LEADERSHIP IN VASCULAR MEDICINE RECOGNITION

Michael D. Dake, MD, Senior Vice President for the University of Arizona Health Sciences, and Professor of Medical Imaging at the COM-T, was awarded the 2022 VIVA Foundation [ATLAS Award](#).

The ATLAS award stands for “a teacher, leader and scholar,” and celebrates the career and impact of physicians who have distinguished themselves as scholars and leaders in their respective vascular fields. ATLAS award recipients have committed their careers to advancing the care of patients with vascular disorders, and they have taught physicians techniques to expand care across the U.S. and the world.



RSNA CERTIFICATE OF MERIT

Kudos team!
The Educational Exhibit submitted by
Drs. Chadaz, Cooper-Roth, Davidson
and Boehler titled
*Declawed: A Review of Claw Toe
Pathology and Treatment*
was awarded

Certificate of Merit




Tristan Cooper-Roth, DO



Caleb Boehler, DO



Stephen Davidson, MD



Tyson Chadaz, MD



RETIREMENT

Andrew Karellas, PhD, DABR, FAAPM, FACR, Professor of Medical Imaging and Vice Chair of Faculty Development, retired on November 28 after a highly distinguished academic career. Over the past 39 years, Dr. Karellas has served continuously on the faculties of the University of Massachusetts, Emory University, and the University of Arizona.

Over the past nearly six years at UArizona, Dr. Karellas has directed the Biomedical Imaging Innovation & Clinical Translation in Next-Gen CT with Professor Srinivasan Vedantham.

A farewell reception was held on November 18th at the Health Sciences Innovation Building room 26.



RESIDENT ACHIEVEMENTS

► Congratulations!



Evan Michael Sommer, MD, MBA

2nd Year DR Resident,
Evan Sommer, received a
Graduate Medical
Education (GME) 2022 Fall
Resident and Fellow
Research Scholarship




Tristan Cooper-Roth, DO

1st Year DR Resident,
Tristan Cooper-Roth, was
selected as one of the
Society of Skeletal
Radiology (SSR) Scholars for
the class of 2023



NEWS FEATURE

Dr. Rubin was interviewed during RSNA 2022. He is featured sharing key learnings from his session, Artificial Intelligence in Radiology: Managing Professionalism Challenges.

Click the image to learn more 




NEWS FEATURE

Drs. Marlys and Russell Witte
Featured in News Article Related
to the COM-T 55th Anniversary

Marlys Witte, MD, and her son, Russ
Witte, PhD, have worked together at
the College of Medicine since 2007.

Dr. Russ Witte is a Professor of
Medical Imaging who leads the
Experimental Ultrasound and Neural
Imaging Lab in the Biosciences
Research Laboratory.



► Read the article: [Multigenerational Faculty Members Take Long View](#)



NEW ARRIVAL

Congratulations to proud parents **Dr. Rami and Mrs. Reem Sulaiman.**

The couple welcomed a healthy baby boy on Friday, November 18th at 8:41 pm. Baby Adam was born measuring 8.5 pounds and 20 inches long.

Many happy returns to the Sulaiman family!



Welcome
ADAM RAMI SULAIMAN

**BORN NOVEMBER 18, 2022
8LBS 5OZS**



CONGRATULATIONS

Congratulations to IR
Physician Assistant Philip
Davia, PA-C. He and Erika Yee
(*COM-T Med Student Class of
2024*) were married on
November 26, 2022.

Best wishes from Medical
Imaging and the
Interventional Radiology
team!

VETERANS DAY 2022

Dr. Dan McArthur and Mimi Villafane
part of UAHS Connect
Veterans Day tribute to those who served
in our nation's military



VETERANS DAY
HONORING ALL WHO SERVED
☆☆☆

JOHN DANIEL MCARTHUR, MD
Assistant Professor, Medical Imaging
College of Medicine – Tucson

Branch of Service: Air Force
Rank: Colonel
Years of Service: 25



VETERANS DAY
HONORING ALL WHO SERVED
☆☆☆

ROSEMARIE "MIMI" VILLAFANE
Executive Assistant, Medical Imaging
College of Medicine – Tucson

Branch of Service: Air Force
Rank: Staff Sergeant
Years of Service: 6

VOLUNTEERISM: NATIONAL COMMITTEES

Congratulations to **Raza Mushtaq, MD**, selected to serve on two national committees

- ▶ Fellowship Education Committee,
American Society of Emergency Radiology



- ▶ Emergency Radiology Committee - Online Longitudinal
Assessment,
American Board of Radiology



Raza Mushtaq, MD

108th Scientific Assembly and Annual Meeting | November 27 to December 1 | McCormick Place, Chicago

Welcome to RSNA 2022

RSNA
ANNUAL
MEETING




Pictured above: Geoffrey Rubin, MD, MBA, FACR, Stephane Chartier, R2, Anish Bhandari R2 and Usha Jayagurunathan, MD

NEW RESIDENCY PROGRAM VIDEOS




PRESENTATIONS



Bital Savir-Baruch, MD, FACNM



Friday Frontiers in Biomedical Science:
Nov. 4, 2022
**Prostate Cancer Imaging
from “Bench to Bedside”**



SNMMI Dinner Symposium: Nov. 2 - 3, 2022
Tucson, and Phoenix AZ
**The Role of PSMA Imaging and Therapy in
Managing Prostate Cancer**

PRESENTATIONS



Phillip Kuo, MD, PhD, FASNMM (pictured center) presented the Howard Kay Award Lecture at the 35th Annual Northeast Regional Scientific Meeting of the Society of Nuclear Medicine and Molecular Imaging.

Another presentation was “VISION trial overview + PET Biomarker data,” at the Prostate Cancer Foundation Young Investigators Community (December 2022).

Click [here](#) to watch Dr. Kuo’s interview on “Imaging and PET Analysis as a Prognostic Tool for Lu-PSMA-617 Treatment in Patients with mCRPC”



URO TODAY® GU ONCOLOGY TODAY™

GRAND ROUNDS

“Radiation Hormesis – Are There Beneficial Effects to Low Doses of Radiation?”



Robert H. Wagner, MD, FACR, FACNM
Professor of Radiology and
Director of Nuclear Medicine Loyola Medicine

The image shows a screenshot of the OPTUNE website. The website header includes the OPTUNE logo and navigation links. The main content area features a blue background with the text "We are defying the odds by living longer" and a photo of three people. A yellow text box on the right side of the screenshot contains the following text: "Demonstrate non-inferior chemotherapy", "Used after other options are exhausted or with certain chemotherapy.", and "Recent trials show survival benefit." Below the website screenshot is a diagram illustrating the mechanism of TTFs. It shows a GBM cancer cell beginning to divide, followed by TTFs interfering with the dividing cell, and finally, cancer cell division slowing down or stopping, leading to the destruction of cancer cells.

PROFESSIONAL DEVELOPMENT PRESENTATION

“Generational Differences”



Michele Dalmendray,
C-TAGME

Talkin' 'Bout my Generation

- Born before 1946
– Traditionalists, Veterans or Silent Generation
- Born 1946-1964
– Baby Boomers
- Born 1965-1980
– Generation X
- Born 1981-2000
– Generation Y or Millennial



GENERATIONAL DIFFERENCES

presented by



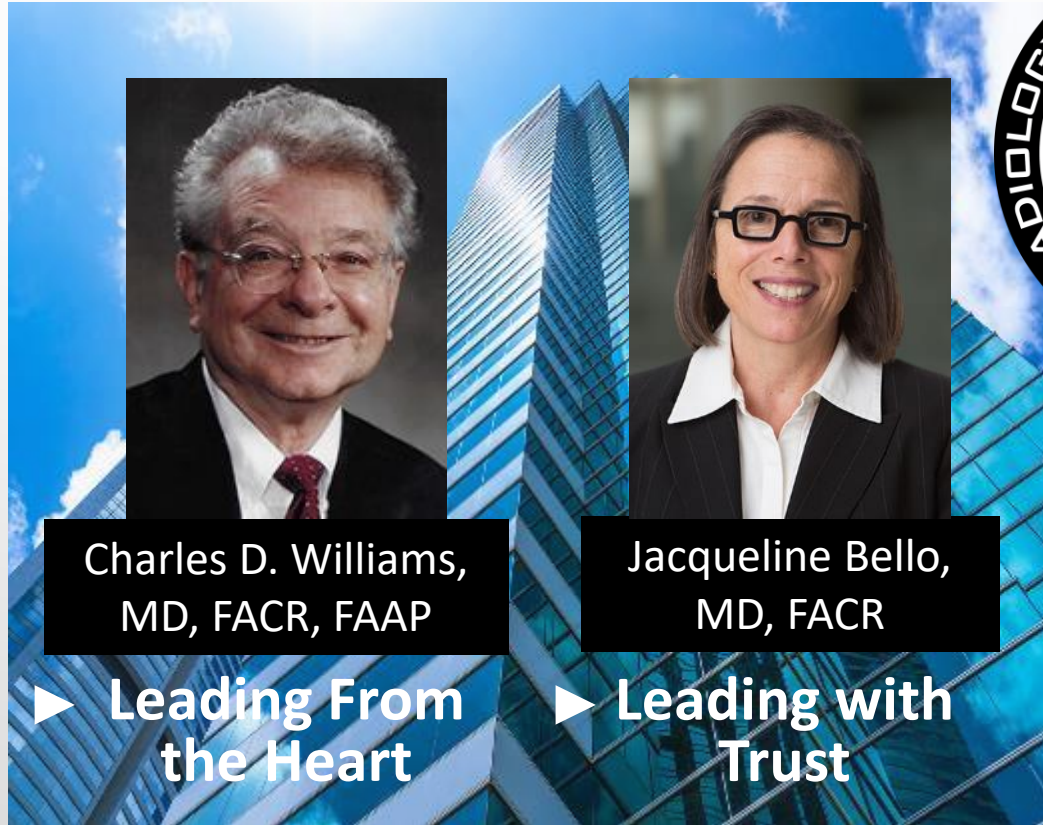
Michele Dalmendray,
C-TAGME
Program Coordinator, Senior

- ▶ December 14th, 12:00 – 1:00 pm
- ▶ Live in COM-T Room 2117 and streaming via [Zoom](#)
- ▶ Holiday cookies will be served

- ▶ For the first time in history, there are four generations regularly interacting in the workplace and in medical education, making medicine truly intergenerational. Growing up, learning and working with different formative experiences, generational preferences, perspectives, and experiences can make it difficult to have positive work relationships.

Traditionalists/the Silent Generation (born before 1946), **Baby Boomers** (born 1946-1964), **Generation X** (born 1965-1980) and **Millennials** (born 1981-2000) all have their own views of authority, leadership, work ethic, communication and motivation. Understanding more about from where we all started can help bridge the gap created by Generational Differences.

TAKING THE LEAD PODCAST



Geoffrey Rubin, MD, MBA, FACR
Chair and Professor, Medical Imaging





COM-T
55th Anniversary
Celebration
11-17-22



RAD DADS

- ▶ 4 Residents
- ▶ 4 babies, and a toddler!

Radiology Residents Sanjog Singh, Caleb Boehler, Jason Lee and Richard (RJ) Wruble are pictured at RJ's son's first birthday party



Photo: Jason Lee, MD

TOUR DE TUCSON



November 19, 2022
Tucson, Arizona

100K accomplished! 4th Year Residents Daniel Destiche, Dave McNiel (left and right) and Philip Davia, PA-C (center) are shown following the ride.



TUCSON HALF MARATHON



Congratulations to
Dr. Unni Udayasankar,
Dr. Tyson Chadaz and Residents
Caleb Boehler and Stephen
Davidson for completing the
13.1-mile run on December 10th

1000+ PATIENTS FOR CARS!



KUDOS to the IR Paracentesis Clinic for their contribution to the 1,000 patient record set in Cardiac and Radiology Services (CARS) (Banner Newsletter)

Photo: What You Need to Know Today
Newsletter – Banner University Medicine

DECEMBER SKIES

Evening view of Banner - University Medical Center Tucson from the top of the Banner Parking Garage



Photos by Jennifer Fischahs



Medical Imaging
Year End Party



Medical Imaging
Year End Party 2022

BiHi

Medical Imaging
Year End Party

FRIDAY
DEC 9th
5:30 - 8:30PM

ARIZONA
SANDS CLUB



Photos by: Melissa Ruiz

FROM THE MI ADMIN TEAM



**Happy
Holidays
2022!**