

R&R

RECOGNIZE & REWARD



Announcements?
contact

[Jennifer Fischahs](#)

OCTOBER 2021



Banner
University Medical Center
Tucson




THE UNIVERSITY OF ARIZONA
COLLEGE OF MEDICINE TUCSON

Medical Imaging



NEW VICE CHAIR OF RESEARCH




Lars Furenlid, PhD, assumes the role of Vice Chair of Research for Medical Imaging, effective October 13th

Maria Altbach, PhD, will fully commit her focus to her growing portfolio of research grants

Please join us in thanking Dr. Altbach for her service and in congratulating Dr. Furenlid for his new role (read [news release](#))

CONGRATULATIONS



Jennifer Becker, MD

Western Neuroradiological Society President-elect **Dr. Jennifer Becker**, did an incredible job organizing a very successful Western Neuroradiological Society meeting (WNSM) this month in Reno, NV


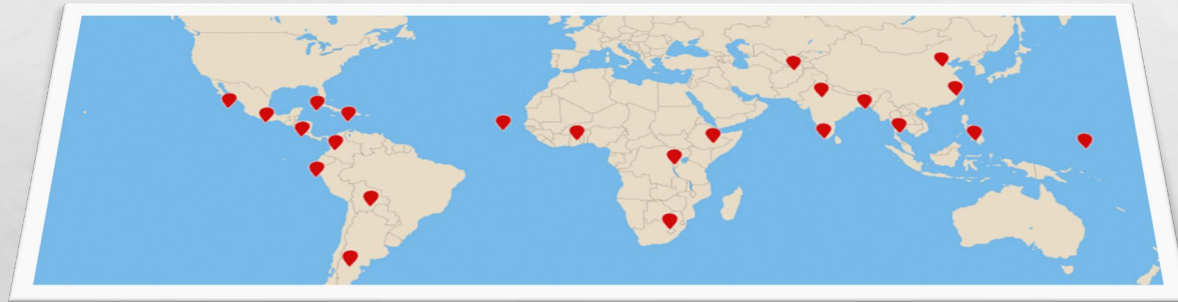


Above seated, **Dr. Dev Warhadpande**, moderates during the *Brain* focus session

CONGRATULATIONS

Dr. Berndt Schmit begins his one-year interim Co-directorship of Global and Border Health Programs, College of Medicine – Tucson

Dr. Schmit is enthusiastic about growing his global health work and looks forward to working with the bright and passionate medical students who are interested in international clinical work



Berndt Schmit, MD, MBOE

Congratulations


to our new faculty members for successfully passing
the certifying exam of American Board of Radiology!



Dr. Usha Jayagurunathan
Abdominal Imaging



Dr. Raza Mushtaq
Neuroradiology



Dr. Samuel Rogers
Neuroradiology



Dr. Devdutta Warhadpande
Neuroradiology



CELEBRATING OCTOBER UARIZONA SERVICE ANNIVERSARIES

11
YEARS




Maru Serino
Executive Assistant

16
YEARS



Mimi Villafaña
Executive Assistant

23
YEARS



Lars Furenlid, PhD
Vice Chair of Research

WOMEN IN RADIOLOGY (WIR)



Jennifer Kramer and Anjali Taneja,
WIR Resident Co-Chairs, gave out pink ribbons
in support of breast cancer awareness this month
(*not pictured* WIR Co-chair Aubrey Frazzitta)

Women in Radiology (WIR)



October Website Feature

WOMEN IN RADIOLOGY (WIR)



- 4TH YEAR RESIDENT **ANJALI TANEJA** HELPS **DR. ELENA VIOLARI** PIN HER RIBBON

- IN PROGRESS— *Women in Radiology* SITE

How long have you been with Medical Imaging?
17 years

Describe your typical day.

In office @6:45 am to review pm rounds then Leaders & Safety Huddle(s) followed by meetings for access to care, modalities, & process improvement... (naming many more)

What do you like most about your position?

The aerial view of Medical Imaging that allows patient care to be the focus and motivation for all we do

Biggest challenge of the last year?

Staffing. Recruiting technologists is a major priority

Tips for finding solutions?

Think outside-of-the box and see the issue from the perspective of the person facing the problem, get feedback on the remedy until the problem is solved. Never give up

Favorite thing about Banner/University of Arizona partnership?

Faculty expertise and contributions, their devotion to improving processes and patient well being

What is a fun fact about you?

The U.S. Air Force brought me to Tucson from Bangor, Maine

What would you tell your 13-year-old self?

Advice I just gave my daughter (13 yrs.) – If you don't have confidence in yourself, no one will



MICHELLE FAULL
DIRECTOR
MEDICAL IMAGING



THANK YOU

Vice Chair of Faculty Development

Dr. Andrew Karellas

presented

**“Professional Development in an
Academic Radiology Department:
How to Achieve with Less Stress”**

Thank you for providing this
insightful lecture to the faculty,
residents and fellows

October 13th




Andrew Karellas, PhD, DABR, FAAPM, FACR

WNSM 2021 PRESENTATIONS



*Breakthroughs in PET for
Alzheimer's Disease*
– Phillip Kuo, MD, PhD



*Mayhem in the Brainstem and
Posterior Fossa Stroke Syndromes*
– Samuel Rogers, MD



*Fetal and Neonatal Imaging of
Nuchal Venolymphatic
Malformation*
– David Sawyer, MD



*Bow Hunter's Syndrome: A Rare,
Devastating Cause of Posterior Fossa
Infarcts* – Aubrey Frazzitta, MD



*Polymethyl Methacrylate Embolic
Cerebral Infarction*
– Daniel Destiche, MD



*An Unusual Case of an
Aggressive Schwannoma*
– Mark Greenhill, DO



WNSM RESIDENT PRESENTATIONS



Presenting from left to right:
4th Year Chief Resident,
David Sawyer,
and
3rd Year Resident,
Aubrey Frazzitta



RESIDENTS AT WNSM 2021

During a break from presenting, a group of Residents went for a hike in Lake Tahoe.

Pictured left to right are Emma Moss (Neuroradiology Fellowship Alum), Dan Destiche (3rd Yr.), Josh Landavaso (UArizona Med Student), David Sawyer (4th Yr.), and Aubrey Frazzitta (3rd Yr.)



NUCLEAR MEDICINE WEEK

Nuclear Medicine Division Chief,
Bital Savir-Baruch, MD,
celebrated Nuclear Medicine
and Molecular Imaging Week
(Oct. 3rd – 9th)
by treating her team to lunch on
Wednesday, Oct. 6th



IR TEAM KUDOS



“...PAE is an excellent solution. In addition, the whole team at Banner was very nice and effective.”
-A. N., patient

Congratulations and kudos to the IR Team for receiving glowing feedback from a patient following his recent Prostate Arterial Embolization ([PAE](#)) procedure. Mr. N. reached out via email thanking the group for the exceptional care he received

GRAND ROUNDS


October 6th

Scott Reeder, MD, PhD



Building a Translational
Imaging Research Program

University of Arizona
Scott Reeder, MD, PhD



University of Wisconsin
Madison, WI
6 October 2021



October 20th
Nirav Merchant



**Democratizing Access to AI:
Adventures in Machine Learning
for Everyone**

Nirav Merchant
Dir. Data Science Institute
Co-PI CyVerse
University of Arizona

nirav@arizona.edu
www.cyverse.org
[@cyverseorg](https://twitter.com/cyverseorg)



NSF BIO1743442



R & R October 2021



Banner
University Medical Center
Tucson



THE UNIVERSITY OF ARIZONA
COLLEGE OF MEDICINE TUCSON
Medical Imaging




UPCOMING GRAND ROUNDS

- Nov 3** ▶ Mining the Mind's Eye in the Search for Disease
- Nov 17** ▶ Artificial Intelligence in Breast Imaging

- ▶ **Geoffrey Rubin, MD, MBA, FACR**
Chair and Professor, Medical Imaging
University of Arizona
- ▶ **Manisha Bahl, MD, MPH**
Radiologist, Massachusetts General Hospital
Harvard Medical School

PUBLICATIONS

- ▶ Convolutional Neural Network Based Frameworks for Fast Automatic Segmentation of Thalamic Nuclei from Native and Synthesized Contrast Structural MRI




Manojkumar Saranathan, PhD

- ▶ How Recent Learning Shapes the Brain: Memory-dependent Functional Reconfiguration of Brain Circuits



OUTREACH



Phillip Kuo, MD, PhD

Dr. Kuo is serving on the
American College of Radiology
Research Committee
for Molecular Imaging





CONGRATULATIONS DR. ELENA VIOLARI FOR COMPLETING THE 2021 CHICAGO MARATHON


Dr. Violari (right)
is pictured with her husband
and running partner

TAKING THE LEAD PODCAST

Episode 38: *Leading the Radiology Community*



Howard B. Fleishon, MD, MMM, FACR
Emory School of Medicine



Geoffrey Rubin, MD, MBA, FACR
Chair and Professor, Medical Imaging



@geoffrubin